

Sunny and Sunny Mobility Bases

REHATEC®

Cost estimate

Sender / billing address

Order

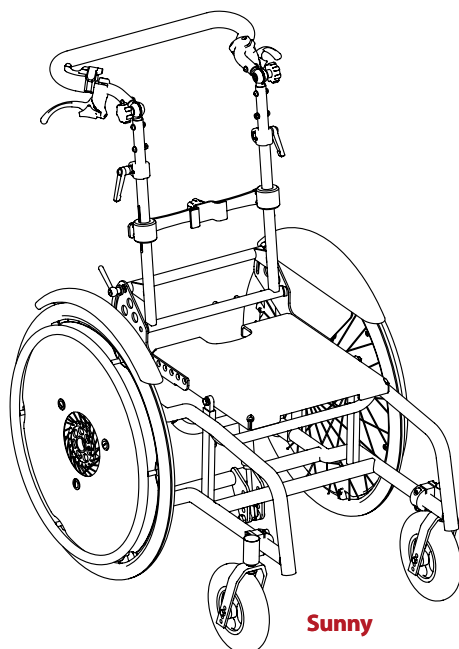
Address for dispatch

Purchaser

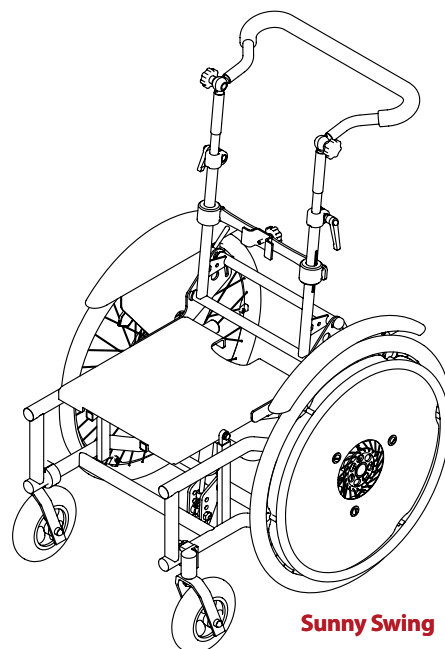
Date

Commission

My name is Sunny, nice to meet you!
I am a real all-rounder. My standard
frame and my Swing frame meet
many different requirements, even
for customisation.



Sunny



Sunny Swing

Figure does not comply with the base model and its accessories | Size tolerance of $\pm 3\%$

Base model

- Welded frame design
- Seat tilt up to 30°
- Manual backrest recline up to 50°, continuously adjustable backwards
- Wheel camber 0.5°
- Backrest foldable forward
- Front castors with aluminium forks and castor bushings
- Drive wheels with push rims, drum brake mounts and hand brake levers
- Push handles

Reimbursement code Germany

push rims incl. **26.99.01.1065**
12" drive wheels incl. **26.99.01.1025**

**This wheelchair frame complies with
ISO 7176-19, transporting users in
motor vehicles
(with wheelchair-tiedown and
occupant-restraint system).**

Weight and load capacity

Weight: Depending on configuration,
from 14 kg.

Load capacity: Maximum patient
weight including seat shell 120 kg.

From a total weight of 90 kg, an addi-
tional gas spring is required!

**Please consider this when placing
your order!**

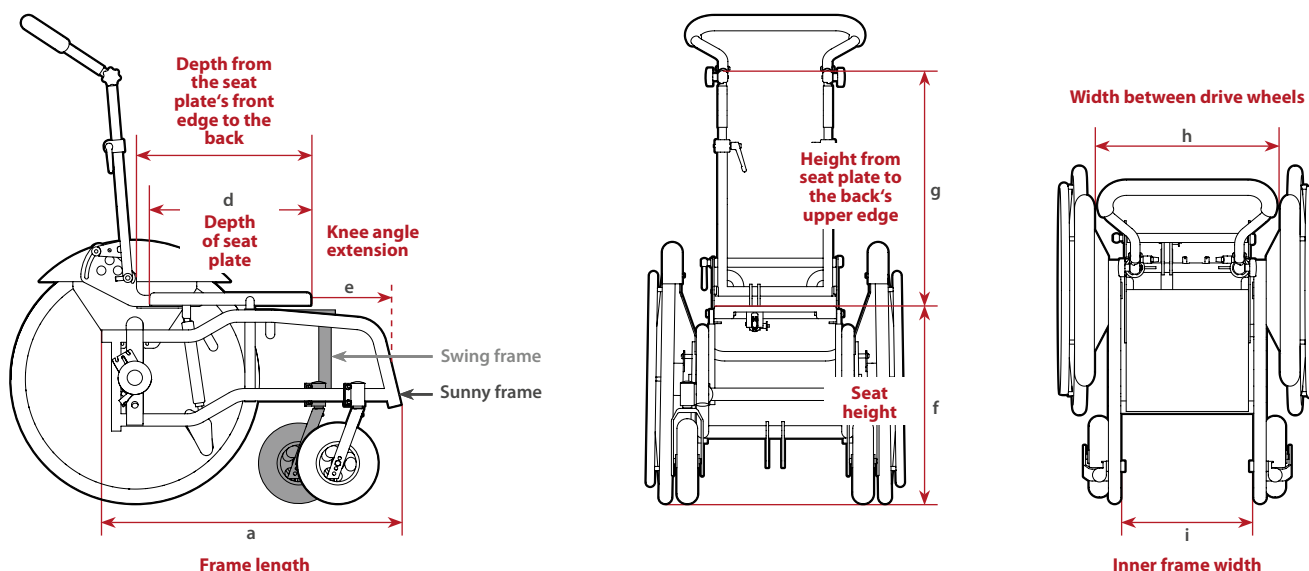
Additional technical details available at www.rehatec.com -> Downloads. Or send us your request by email, fax or letter.

Valid from 01.01.2026 until recalled. © Unauthorized duplication without prior permission of Rehatec GmbH is strictly prohibited.

Technical changes reserved. Our General Terms and Conditions apply, see www.rehatec.com.

By ordering our products, you confirm that you have read and accepted our General Terms and Conditions

Rehatec® GmbH, In den Kreuzwiesen 35, 69250 Schönau, T: +49 6228 9136-0, F: +49 6228 9136-99, info@rehatec.com, www.rehatec.com



Size tolerance of $\pm 3\%$

Measurements					
Size	(a) Frame length	(c) Seat plate - back depth ⁽¹⁾		(f) Min. seat height ⁽²⁾	(g) Seat plate - back height
		Standard seat plate	Extended seat plate		
Sunny 2	70 cm	41 – 46 cm	46 – 51 cm	46 cm	55 – 65 cm
Sunny 3	70 cm	41 – 46 cm	46 – 51 cm	46 cm	55 – 65 cm
Swing 2	57 cm	41 – 46 cm	46 – 51 cm	46 cm	55 – 65 cm
Swing 3	57 cm	41 – 46 cm	46 – 51 cm	46 cm	55 – 65 cm

⁽¹⁾ From seat plate's front edge to the pipe of the back; adjustable in 2.5 cm increments. Check technical data at www.rehatec.com

⁽²⁾ Referring to 20" wheels

Size	Seat plate width	(d) Seat plate depth		(e) Knee angle extension from seat plate	Wheel base extension	Total width
		Standard	Extended			
Sunny 2	35,5 cm	39 cm	44 cm	bis 20 cm	bis 8 cm	max. 67 cm
Sunny 3	38,5 cm	39 cm	44 cm	bis 20 cm	bis 8 cm	max. 69,5 cm
Swing 2	35,5 cm	39 cm	44 cm	bis 20 cm	bis 8 cm	max. 66 cm
Swing 3	38,5 cm	39 cm	44 cm	bis 20 cm	bis 8 cm	max. 69,5 cm

Size	(h) Width between drive wheels		(i) Inner frame width		Back recline	Tilt-in-space
	Wheel guards incl.	No wheel guards	Straight	Abduction		
Sunny 2	50 cm	53 cm	38 cm	46 cm	50°	30°
Sunny 3	53 cm	56 cm	41 cm	49 cm	50°	30°
Swing 2	50 cm	53 cm	38 cm	—	50°	30°
Swing 3	53 cm	56 cm	41 cm	—	50°	30°

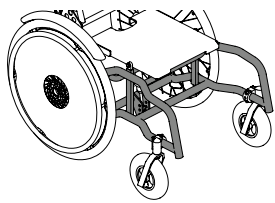
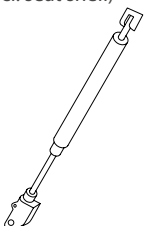
Additional technical details available at www.rehatec.com -> Downloads. Or send us your request by email, fax or letter.

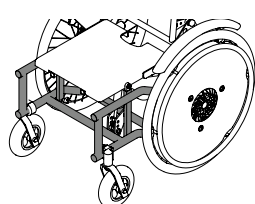
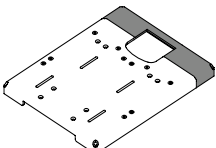
Valid from 01.01.2026 until recalled. © Unauthorized duplication without prior permission of Rehatec GmbH is strictly prohibited.

Technical changes reserved. Our General Terms and Conditions apply, see www.rehatec.com.

By ordering our products, you confirm that you have read and accepted our General Terms and Conditions

Rehatec® GmbH, In den Kreuzwiesen 35, 69250 Schönau, T: +49 6228 9136-0, F: +49 6228 9136-99,, info@rehatec.com, www.rehatec.com

Sunny			
Sunny, straight frame Total load up to 89 kg Size 2 (Code 1023895) Size 3 (Code 1023897)	Abduction frame Code 315 Total load up to 89 kg 	Extended frame Code 305-2 Total load up to 89 kg Frame extended by 10 cm to the back; 80 cm total frame length Seat plate extension by 5 cm included	Additional gas spring Code 316 Total load up to 120 kg Required when the total load (patient's weight incl. seat shell) exceeds 90 kg 
Not to be combined with Sunny Swing frame!	Not to be combined with Sunny Swing frame!		
Base price 3.015, – €	Extra charge 349, – €	Extra charge 475, – €	Extra charge 710, – €

Sunny Swing	Frame	Seat plate	Back
Sunny Swing, standard frame Total load up to 89 kg 	Long frame for Sunny Swing Code 5173 Total load up to 89 kg Extension of the frame by 15 cm to the rear, resulting in a total frame length of 72 cm. Includes a seat plate extension of 5 cm.	Seat plate extension Code 348 Seat plate extension by 5 cm 	One-hand operation for seat tilt on frame with double gas spring Code 1020332 Activation of the double gas spring via one release lever (Code 1000862)
Long frame only available as a customization!		Included with the long frame! Installation of scalamobil only possible with the long frame!	Only for adjustment of seat tilt with double gas spring
Size. 2 (Code 1023898) 3.015, – € Size. 3 (Code 1023899) 3.015, – €	Extra charge (customisation) 1.053, – €	Extra charge 99, – €	Set 65, – €

Frame colours			
<div></div> Pure white (RAL 9010)	<div></div> Bordeaux violet (RAL 4004)	<div></div> Luminous green (RAL 6038)	
<div></div> Daffodil yellow (RAL 1007)	<div></div> Ultramarine blue (RAL 5002)	<div></div> Anthracite grey, matt (RAL 7016m)	
<div></div> Luminous yellow (RAL 1026)	<div></div> Metallic traffic blue*	<div></div> Metallic silver*	
<div></div> Pure orange (RAL 2004)	<div></div> Pearl night blue, matt (RAL 5026)	<div></div> Metallic anthracite*	
<div></div> Luminous orange (RAL 2005)	<div></div> Water blue (RAL 5021)	<div></div> Graphite black, matt (RAL 9011m)	
<div></div> Ruby red (RAL 3003)	<div></div> Light green (RAL 6027)	<div></div> Glossy jet black (RAL 9005g)	
<div></div> Pearl ruby red, matt (RAL 3032)	<div></div> Yellow green (RAL 6018)		
<div></div> Heather violet (RAL 4003)	<div></div> Pearl green, matt (RAL 6035)		
* no RAL colours			
This is only an overview of colours. Find all details at www.rehatec.com .			

Patient's muscle tone		Total load (patient+seat shell) kg	Configuration	
Stereotypic movements (e.g. permanent body rocking)*			Wheel position	Attachment of wheels
* Please check whether any customisations, such as reinforcements of the base frame, are required due to stereotypical behaviour! Requirements can be specified under "Notes" on the last page!			Center (standard) Front Back	Normal (Standard)
				Narrow ⁽¹⁾ Code 1003249 Aufpreis 246,- € <div>"Dimension h" 6 cm narrower</div>
Measurements		Additional gas spring required when total load exceeds 90 kg!		Brake handles
Seat shell width	Seat shell depth			
cm	cm			Lock automatically (standard) Need to be locked manually

Additional technical details available at www.rehatec.com -> Downloads. Or send us your request by email, fax or letter.





Valid from 01.01.2026 until recalled. © Unauthorized duplication without prior permission of Rehatec GmbH is strictly prohibited.

Technical changes reserved. Our General Terms and Conditions apply, see www.rehatec.com.

By ordering our products, you confirm that you have read and accepted our General Terms and Conditions

Rehatec GmbH, In den Kreuzwiesen 35, 69250 Schönau, T: +49 6228 9136-0, F: +49 6228 9136-99, info@rehatec.com, www.rehatec.com

⁽¹⁾ Not compatible with Kraftknoten, 12" or 16" wheels.

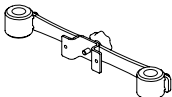
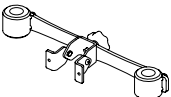
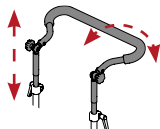
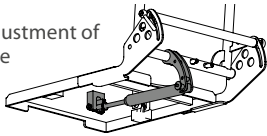
Drive wheels including drum brake									
Caution! Mountainbike and Big Apple wheels extend Sunny's total width by 4 cm!		Standard version 		Mountainbike Code 4063 Off-road tyres 		Big Apple Code 4068 Wide tyres for increased contact area 		Marathon Code 4080 (22") Code 4074 (24") Narrow tyres, shallow tread 	
		Pair		Pair		Pair		Pair/extra charge	
		12"	16" ⁽¹⁾	20"	22"	24"	24"	24"	22" 24"
Solid rubber	Grey	—	—				—	—	—
	Black		—				—	—	—
Pneumatic	Grey	—	—				—	—	—
	Black								

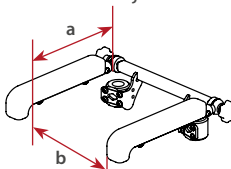
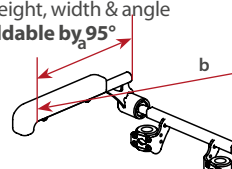
⁽¹⁾ Not to be combined with narrow wheel installation;

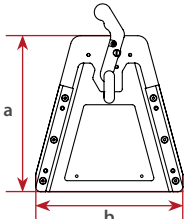
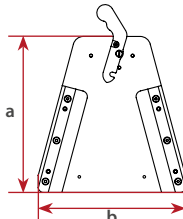
Possible combinations					
	12"	16"	20"	22"	24"
6"	✓	✓	✓	✓	✓
7"	✓	✓	✓	✓	✓
8"	—	✓	—	—	✓

Castor wheels				
		6"	7"	8" ⁽³⁾
Solid rubber	Grey			
	Black			
Pneumatic	Grey			
	Black			

⁽³⁾ Not to be combined with 12" / 20" / 22" drive wheels

Back					
Fastening system for the back, fixed bracket Code 375 		Fastening system for the back, adjustable bracket Code 375-W 		Push bar, height-adjustable and angle-adjustable Code 331 	
Set		Set		Extra charge	
290, – €		327, – €		83, – €	
				Back adjustment via gas spring Code 362  For an easy adjustment of the back recline	
				Optional (free of charge)	

Arm rests																									
Arm rests Standard Code 1017771			Arm rests Comfort Code 1017437																						
Toothed segments make them adjustable in height, width & angle			Clamping system makes them adjustable in height, width & angle Backwards foldable by 95°																						
<table><tr><th>(a) Pipe length</th></tr><tr><td>23 cm</td></tr><tr><td>28 cm</td></tr><tr><td>33 cm</td></tr></table>	(a) Pipe length	23 cm	28 cm	33 cm		<table><tr><th>Size</th><th>(b) Distance between the arm rests</th></tr><tr><td>2</td><td>33 - 48 cm</td></tr><tr><td>3</td><td>36 - 51 cm</td></tr></table>	Size	(b) Distance between the arm rests	2	33 - 48 cm	3	36 - 51 cm	<table><tr><th>(a) Pipe length</th></tr><tr><td>29 cm</td></tr><tr><td>34 cm</td></tr><tr><td>39 cm</td></tr></table>	(a) Pipe length	29 cm	34 cm	39 cm		<table><tr><th>Size</th><th>(b) Distance between the arm rests</th></tr><tr><td>2</td><td>40 - 55 cm</td></tr><tr><td>3</td><td>43 - 58 cm</td></tr></table>	Size	(b) Distance between the arm rests	2	40 - 55 cm	3	43 - 58 cm
(a) Pipe length																									
23 cm																									
28 cm																									
33 cm																									
Size	(b) Distance between the arm rests																								
2	33 - 48 cm																								
3	36 - 51 cm																								
(a) Pipe length																									
29 cm																									
34 cm																									
39 cm																									
Size	(b) Distance between the arm rests																								
2	40 - 55 cm																								
3	43 - 58 cm																								
Each	Please select one	350, – €	Each	Please select one	513, – €																				

Seat shell adapter																			
Trapezoidal adapter, complete  <table border="1"> <tr> <th>Code</th><th>Size</th><th>a</th><th>b</th></tr> <tr> <td>1008589</td><td>2/3</td><td>30cm</td><td>28cm</td></tr> </table>		Code	Size	a	b	1008589	2/3	30cm	28cm	Trapezoidal adapter, lower part  <table border="1"> <tr> <th>Code</th><th>Size</th><th>a</th><th>b</th></tr> <tr> <td>1011356</td><td>2/3</td><td>30cm</td><td>28cm</td></tr> </table>		Code	Size	a	b	1011356	2/3	30cm	28cm
Code	Size	a	b																
1008589	2/3	30cm	28cm																
Code	Size	a	b																
1011356	2/3	30cm	28cm																
Set		Extra charge																	
438, – €		230, – €																	

Additional technical details available at www.rehatec.com -> Downloads. Or send us your request by email, fax or letter.

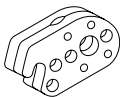

Valid from 01.01.2026 until recalled. © Unauthorized duplication without prior permission of Rehatec GmbH is strictly prohibited.

Technical changes reserved. Our General Terms and Conditions apply, see www.rehatec.com.

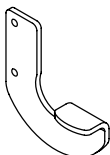
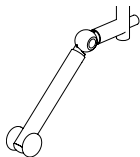

By ordering our products, you confirm that you have read and accepted our General Terms and Conditions

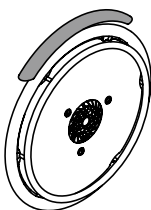
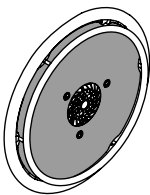
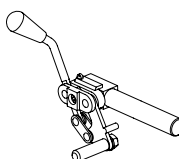
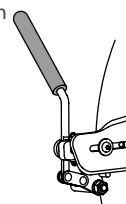
Rehatec® GmbH, In den Kreuzwiesen 35, 69250 Schönau, T: +49 6228 9136-0, F: +49 6228 9136-99, info@rehatec.com, www.rehatec.com

Accessories for electric drives

Bracket for scalamobil / viamobil Code 321  <div>Not to be combined with restraint system and narrow wheel installation!</div>	Mounting of the scalamobil / viamobil bracket at Rehatec Code 4005 <div>Not eligible for discount!</div>	scalamobil anti-tippers without tilt bar, 12 mm mounting Code 341-A  <div>Only available for scalamobil/viamobil brackets! Not eligible for discount!</div>
Set 356, – €	Ja 89, – € Netto	Pair (customisation) 865, – €

Safety

Tipping bar Code 319 	Anti-tip Code 318  <div>Not to be combined with scala/viamobil! Please use code 341-A for scalamobil anti-tippers!</div>	Castor wheel stop Code 337  <table border="1"> <tr> <td>6"</td><td>7"</td><td>8"</td></tr> <tr> <td>—</td><td>✓</td><td>✓</td></tr> </table>	6"	7"	8"	—	✓	✓
6"	7"	8"						
—	✓	✓						
Left 93, – € Right 93, – €	Left 161, – € Right 161, – €	Pair 229, – €						

<div><div>Wheel guards</div><div>Code 360</div><div><div>Farbe: Graphit-schwarz matt (RAL 9011m)</div><div><div><div>12"</div><div>16"</div><div>20"</div><div>22"</div><div>24"</div></div><div><div>—</div><div>✓</div><div>✓</div><div>✓</div><div>✓</div></div></div><div></div></div></div>	<div><div>Spoke guards, transparent</div><div><table><tr><td></td><td>Code</td></tr><tr><td>20"</td><td>1013997</td></tr><tr><td>22"</td><td>1014001</td></tr><tr><td>24"</td><td>1014006</td></tr></table><div><table><tr><td>12"</td><td>16"</td><td>20"</td><td>22"</td><td>24"</td></tr><tr><td>—</td><td>—</td><td>✓</td><td>✓</td><td>✓</td></tr></table></div><div></div></div></div>		Code	20"	1013997	22"	1014001	24"	1014006	12"	16"	20"	22"	24"	—	—	✓	✓	✓	<div><div>Parking brake/ knee lever brake at the drive wheel</div><div>Code 324</div><div></div></div>	<div><div>Parking brake with extension handle</div><div>Code 1011637</div><div><div>Brake handle extended by 5.5 cm</div><div></div></div></div>
	Code																				
20"	1013997																				
22"	1014001																				
24"	1014006																				
12"	16"	20"	22"	24"																	
—	—	✓	✓	✓																	
<div><div>Pair</div><div>297, – €</div></div>	<div><div>Pair</div><div>225, – €</div></div>	<div><div>Pair</div><div>183, – €</div></div>	<div><div>Pair</div><div>61, – €</div></div>																		

Restraint system Code 399-1 <p>For a safe transport in a motor vehicle when the patient is sitting in the mobility base</p> <p>Lashing rings incl. a pelvic restraint belt adjustable in length (590 / 1225 mm)</p> <div>Not to be combined with narrow wheel installation!</div>	<div>For adaptations / customisations, the use of a Kraftknoten system is generally not possible! This can only be decided on a case-by-case basis!</div>	Installation of the restraint system at REHATEC® Code 4005 <div>Not eligible for discount!</div>
Set (customisation) 568, – €		89, – €

In case you do not want Rehatec to install your restraint system, please consider that you have to dismount some parts for the installation and mount them again.



Additional technical details available at www.rehatec.com -> Downloads. Or send us your request by email, fax or letter.

Valid from 01.01.2026 until recalled. © Unauthorized duplication without prior permission of Rehatec GmbH is strictly prohibited. Technical changes reserved. Our General Terms and Conditions apply, see www.rehatec.com.

By ordering our products, you confirm that you have read and accepted our General Terms and Conditions

Rehatec® GmbH, In den Kreuzwiesen 35, 69250 Schönau, T: +49 6228 9136-0, F: +49 6228 9136-99,, info@rehatec.com, www.rehatec.com

Swing-up Leg Positioning

REHATEC®

Sunny and Sunny Swing Mobility Bases

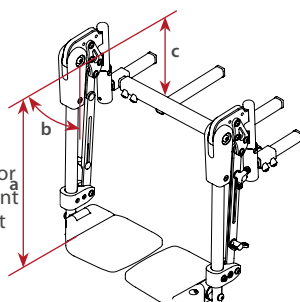
Swing-up foot supports, standard

Swing-up parted foot rests, standard

Code 1019503

Adjustable in width and depth
Swing-away, removable and
(mechanical) swing-up foot rests
Foot rest mounting incl.

Only optional height adjustment for
the foot rest enables the adjustment
of the height of physiological pivot point



**Only available for
Swing frame!**

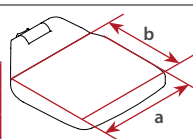
a (leg length)	b (knee angle)	c (pivot point - seat plate distance)
36 – 58 cm	85°	11 cm

Foot rests, plastic

Code 1019439

Parted swing-up foot
rest, angle-adjustable
by 360°

For size	a	b
2	16 cm	18,5 cm
3	16 cm	23 cm



Base price (Pair)

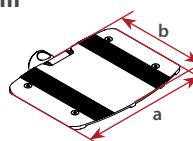
557, – €

Accessories for swing-up foot supports, standard

Foot rests, aluminium

Code 1018565

Parted swing-up foot
rest, angle-adjustable
by 360



For size	a	b
2	24 cm	16,5 cm
2+3	24 cm	18 cm
3	24 cm	21 cm

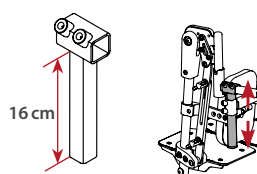
Pair

191, – €

Foot rest height adjustment

Code 1017760

**To adjust the physiolo-
gical pivot point**



Paar

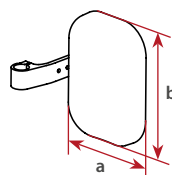
118, – €

Swing-away calf support

Code 1019467

Vertically adjustable, adapts to
the user's calf

For size	a	b
2/3	15 cm	21 cm



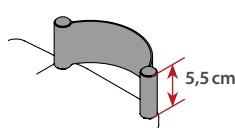
Pair

158, – €

Heel loop

Code 1019442

**Mounted on plastic foot rests.
Enclosed when you order
aluminium foot rests.**



Pair

78, – €

Swing-up foot supports, special

Swing-up parted foot rests, special

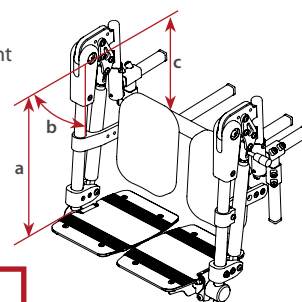
Code 1018558

Adjustable in width, depth and height
(foot rest height adjustment)

**Swing-away, removable and
swing-up** (via gas spring)

Foot rest mounting incl.

Adjustable physiological pivot point



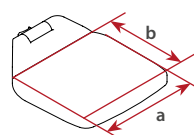
**Only available for Swing frame!
Intended for spastic users!**

a (leg length)	b (knee angle)	c (pivot point - seat plate distance)
36 – 58 cm	80°	15,5 – 25,5 cm

Foot rests, plastic

Code 1019439

Parted swing-up foot
rest, angle-adjustable by 360°

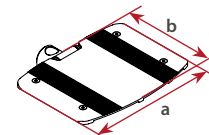


For size	a	b
2	16 cm	18,5 cm
3	16 cm	23 cm

Foot rests, aluminium

Code 1018565

Parted swing-up foot
rest, angle-adjustable by 360°



For size	a	b
2	24 cm	16,5 cm
2+3	24 cm	18 cm
3	24 cm	21 cm

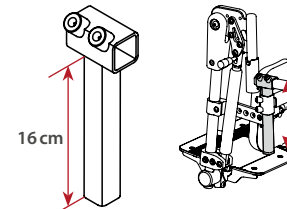
Plastic

Aluminium⁽¹⁾

Foot rest height adjustment

Code 1017760

**To adjust the physiolo-
gical pivot point**

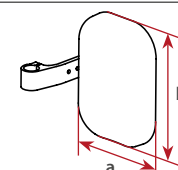


Swing-away calf support

Code 1019467

Vertically adjustable, adapts to the user's calf

For size	a	b
2/3	15 cm	21 cm



Base price (customisation)

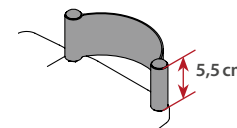
994, – €

Accessories for swing-up foot supports, special

Heel loop

Code 1019442

**Mounted on plastic foot rests.
Enclosed when you order
aluminium foot rests.**



Pair

78, – €

Additional technical details available at www.rehatec.com -> Downloads. Or send us your request by email, fax or letter.

Valid from 01.01.2026 until recalled. © Unauthorized duplication without prior permission of Rehatec GmbH is strictly prohibited. Technical changes reserved. Our General Terms and Conditions apply, see www.rehatec.com.

By ordering our products, you confirm that you have read and accepted our General Terms and Conditions

Rehatec® GmbH, In den Kreuzwiesen 35, 69250 Schönau, T: +49 6228 9136-0, F: +49 6228 9136-99,, info@rehatec.com, www.rehatec.com

Leg Positioning

Sunny and Sunny Swing Mobility Bases

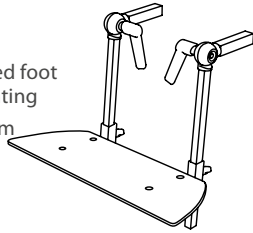
REHATEC®

Leg positioning for Sunny

Footplate

Adjustable knee angle, fixed foot angle with footplate mounting

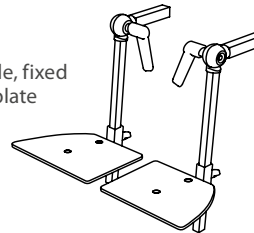
Steel knee angle, aluminium footplate



Footplate, parted

Adjustable knee angle, fixed foot angle with footplate mounting

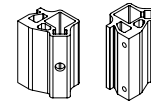
Steel knee angle, aluminium footplate



Footplate mounting for footplates of other companies

Code 1011252

20 × 20 mm square section, including insert for 15 × 15 mm square tube.



16 cm deep (Code 213)
24 cm deep (Code 213.24)

336, – €
388, – €

16 cm deep (Code 21301)
24 cm deep (Code 21301.24)

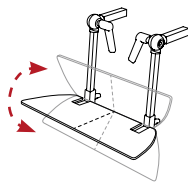
415, – €
468, – €

Set

124, – €

Adjustable foot angle

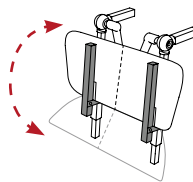
Code 214



Not to be combined with folding mechanism and light-weight footplate.

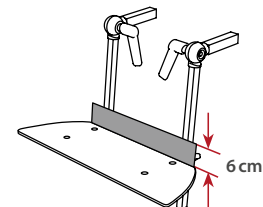
Folding mechanism -22° up to 90°

Code 1017724



Not to be combined with folding mechanism and light-weight footplate.

Heel loop



Code	Footboard	Quantity
217-1	for continuous footboard	Piece
217-2	for split footboard	Pair

Extra charge

121, – €

Extra charge

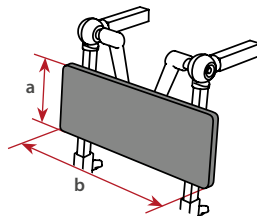
189, – €

Piece/ Pair

121, – €

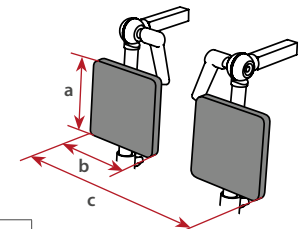
Calf support

Code	For size	a	b
1010802	2	11 cm	31 cm
1010803	3	16 cm	33 cm
1010804	2 ⁽¹⁾	16 cm	36 cm
1010805	3 ⁽¹⁾	16 cm	39 cm



Calf supports, parted

Code	For size	a	b	c
1010837	2 / 3	11 cm	15 cm	31 cm
1010314	2 ⁽¹⁾ / 3 ⁽¹⁾	16 cm	18 cm	37,5 cm



Each

206, – €

Pair

256, – €

⁽¹⁾ Referring to abduction frame

For any customisations, please use the 'Modifications/Customisations' form sheet available at www.rehatec.com under 'Downloads'.

Additional technical details available at www.rehatec.com -> Downloads. Or send us your request by email, fax or letter.

Valid from 01.01.2026 until recalled. © Unauthorized duplication without prior permission of Rehatec GmbH is strictly prohibited.

Technical changes reserved. Our General Terms and Conditions apply, see www.rehatec.com.

By ordering our products, you confirm that you have read and accepted our General Terms and Conditions

Rehatec® GmbH, In den Kreuzwiesen 35, 69250 Schönau, T: +49 6228 9136-0, F: +49 6228 9136-99,, info@rehatec.com, www.rehatec.com

Page 7

23.01.26

1024094_3.1_EN

For any customisations, please use the 'Modifications/Customisations' form sheet available at www.rehatec.com under 'Downloads'.

Please consider that the prices of spare parts might differ from the prices specified in this order form.