

Cost estimate

Sender / billing address

Order

Address for dispatch

Purchaser

Date

Commission

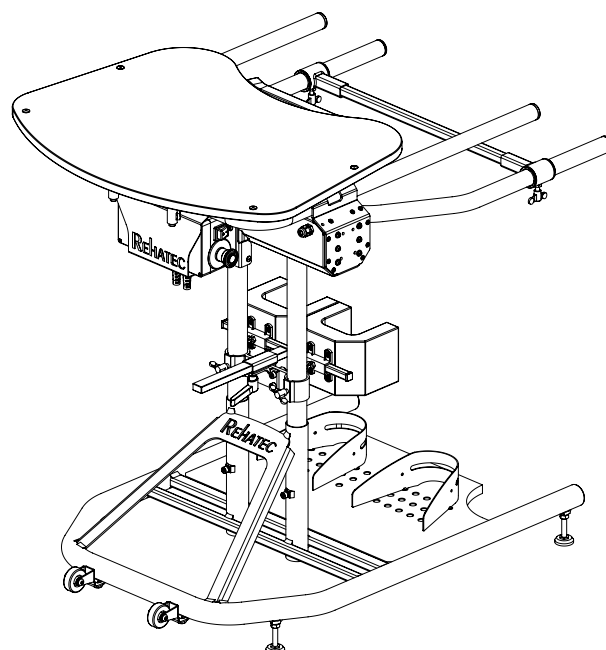
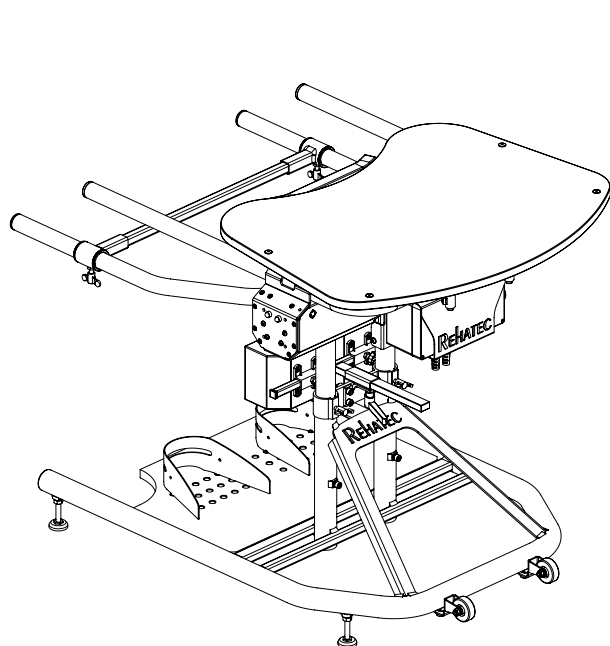


Figure does not comply with the base model and its accessories | Size tolerance of $\pm 3\%$

Base model size 1

- Parallel support bars incl. mounting for pelvic supports (pelvic supports not included)
- Emergency stop switch, padded
- Feet (no castors included)
- Sandals, removable, size 2
- Knee cups
- Buttock support belt, **small**
- Electric belt retractor
- Tray with a semicircular mould (standard)

Max. user weight: 130 kg

110 kg (*Multi frame included*)

User height: about 130 cm to 170 cm

Tray height: about 70 cm to 110 cm

Base model size 2

- Parallel support bars incl. mounting for pelvic supports (pelvic supports not included)
- Emergency stop switch, padded
- Feet (no castors included)
- Sandals, removable, size 2
- Knee cups
- Buttock support belt, **large**
- Electric belt retractor
- Tray with a semicircular mould (standard)

Max. user weight: 130 kg

110 kg (*Multi frame included*)

User height: about 150 cm to 195 cm

Tray height: about 85 cm to 125 cm

Additional technical details available at www.rehatec.com -> Downloads. Or send us your request by email, fax or letter.


Valid from 2023-01-01 until recalled. © Unauthorized duplication without prior permission of Rehatec GmbH is strictly prohibited.

Technical changes reserved. Our General Terms and Conditions apply, see www.rehatec.com.

By ordering our products, you confirm that you have read and accepted our General Terms and Conditions

Rehatec® GmbH, In den Kreuzwiesen 35, 69250 Schönau, T: +49 6228 9136-0, F: +49 6228 9136-99, info@rehatec.com, www.rehatec.com

Please enter the measurements of your patient.



***CAUTION:**
For technical reasons, the distance between the tray height (a) and the height of the pelvic middle (c) amounts to at least 20 cm!

Size tolerances $\pm 3\%$

Base model/user measurements				Please complete!				
Size	Tray height (a)	Knee height ⁽¹⁾ (b)	Height pelvic middle ⁽²⁾ (c)	Knee width (e)	Pelvic width (f)	Chest width (g)	Body height	User weight
1	70–110 cm	30–60 cm	55–90 cm	6–13 cm	25–53 cm	19–33 cm	ca. 130–170 cm	max. 130 kg
2	85–125 cm	30–65 cm	70–110 cm			22–37 cm	ca. 150–195 cm	
User	cm	cm	cm	cm	cm	cm	cm	kg

⁽¹⁾ Using the standard frame. Combined with a lower entry, the knee cups are adjustable in height from 35 to 65 cm.

⁽²⁾ Using the standard frame. Combined with a lower entry, the pelvic supports are adjustable in height from 60 to 95 cm or from 75 to 115 cm.

Equipment measurements						
Size	Total length		Inner frame width	Height of entry		Total width ¹
	Standard	Multi		Standard	Lower entry	
1	96 cm	110 cm	60 cm	15 cm	8 cm	77 cm
2	96 cm	110 cm	60 cm	15 cm	8 cm	77 cm

¹ Using wall and furniture bumpers, the total width amounts 78 cm.

Patient's muscle tone

Stereotypic movements
(e.g. permanent body rocking)*

* If there are stereotypic movements, please check whether the stander requires any special customisation.

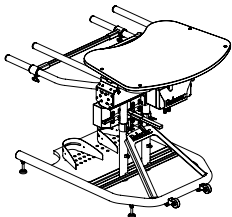
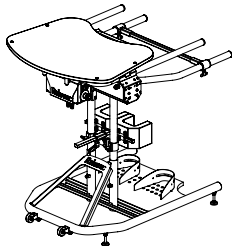
Additional technical details available at www.rehatec.com -> Downloads. Or send us your request by email, fax or letter.

Valid from 2023-01-01 until recalled. © Unauthorized duplication without prior permission of Rehatec GmbH is strictly prohibited.

Technical changes reserved. Our General Terms and Conditions apply, see www.rehatec.com.

By ordering our products, you confirm that you have read and accepted our General Terms and Conditions

Rehatec® GmbH, In den Kreuzwiesen 35, 69250 Schönau, T: +49 6228 9136-0, F: +49 6228 9136-99, info@rehatec.com, www.rehatec.com

Base model		Plain cushion colours	
Upright Stander Impuls size 1 for teenagers Code 1023677		Upright Stander Impuls size 2 for adults Code 1023647	
Base price	5.108,-€	Base price	5.108,-€


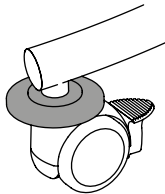
Skai Light Grey (N20057)

Skai Anthracite (N20058)

Additional colours of Skai cushions available on request

Frame colours			
<div> <div></div> Pure white (RAL 9010) </div> <div> <div></div> Daffodil yellow (RAL 1007) </div> <div> <div></div> Luminous yellow (RAL 1026) </div> <div> <div></div> Pure orange (RAL 2004) </div> <div> <div></div> Luminous orange (RAL 2005) </div> <div> <div></div> Ruby red (RAL 3003) </div> <div> <div></div> Pearl ruby red, matt (RAL 3032) </div> <div> <div></div> Heather violet (RAL 4003) </div>	<div> <div></div> Claret violett (RAL 4004) </div> <div> <div></div> Ultramarine blue (RAL 5002) </div> <div> <div></div> Metallic traffic blue, matt* </div> <div> <div></div> Pearl night blue, matt (RAL 5026) </div> <div> <div></div> Water blue (RAL 5021) </div> <div> <div></div> Light green (RAL 6027) </div> <div> <div></div> Yellow green (RAL 6018) </div> <div> <div></div> Pearl green, matt (RAL 6035) </div>	<div> <div></div> Luminous green (RAL 6038) </div> <div> <div></div> Anthracite grey, matt (RAL 7016m) </div> <div> <div></div> Metallic silver* </div> <div> <div></div> Metallic anthracite* </div> <div> <div></div> Graphite black, matt (RAL 9011m) </div> <div> <div></div> Glossy jet black (RAL 9005g) </div>	
<p>* no RAL colours</p>			

This is only an overview of colours. Find all details at www.rehatec.com.

Frame		Multi base frame	
Lockable castors , 75 mm Code 1005593		Wall and furniture bumpers Code 1018607	
Set	270,-€	Set	117,-€

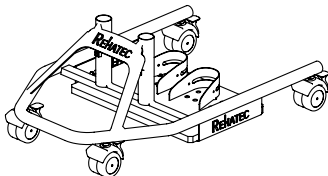
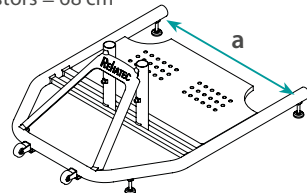
Using the broader base frame, the total width amounts to 82 cm

incl. angle adjustable tray
Angle range up to 20°

Max. weight 110 kg

Must be combined with castors

Extra charge 406,-€

Base frame with lower entry Code 119 Standard height of entry = 14 cm Lower height of entry = 9 cm		Base frame, broad Code 1022235 incl. footplate, broad Internal dimension (a) with 75 mm castors = 68 cm Total width = 79.5 cm	
Must be combined with castors		Only available for standard base frame and/or lower entry; 'Multi' base frame only on request	
Extra charge	516,-€	Extra charge	578,-€

NEU

Additional technical details available at www.rehatec.com -> Downloads. Or send us your request by email, fax or letter.

Valid from 2023-01-01 until recalled. © Unauthorized duplication without prior permission of Rehatec GmbH is strictly prohibited.

Technical changes reserved. Our General Terms and Conditions apply, see www.rehatec.com.

By ordering our products, you confirm that you have read and accepted our General Terms and Conditions

Rehatec® GmbH, In den Kreuzwiesen 35, 69250 Schönau, T: +49 6228 9136-0, F: +49 6228 9136-99, info@rehatec.com, www.rehatec.com

Buttock Support Belt and Supports

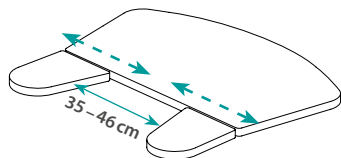
REHATEC®

Heidelberg Upright Stander Impuls 2021

Therapy table

Parallely adjustable armrests and a straight tray

Code 1017874



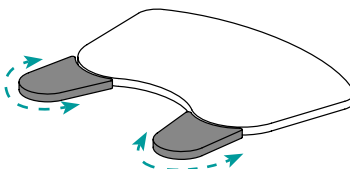
Extra charge

208,-€

Armrests for standard tray

Code 10026

Adjustable in width

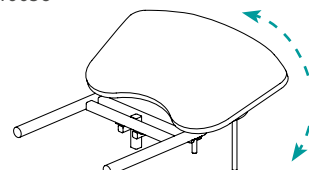


Pair

208,-€

Angle adjustable tray

Code 10056



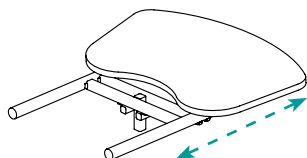
Incl. in *Multi* base frame. Not combinable with depth adjustable tray

Extra charge

148,-€

Depth adjustable tray

Code 10015



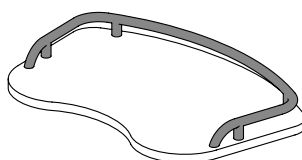
Not combinable with angle adjustable tray

Extra charge

272,-€

Grab rail

Code 10011

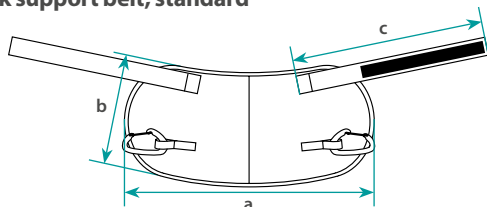


Set

162,-€

Buttock support belts

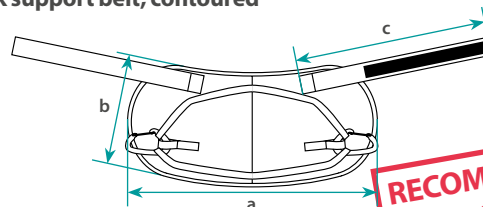
Buttock support belt, standard



Size.	a	b	c
1	59 cm	30 cm	60 cm
2	69 cm	31 cm	60 cm

Standard

Buttock support belt, contoured



Code	Size.	a	b	c
1008694	1	59 cm	30 cm	60 cm
1008692	2	69 cm	31 cm	60 cm

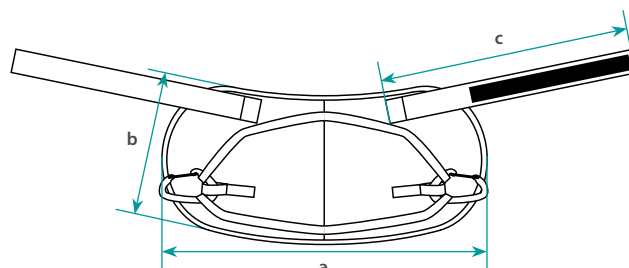
Extra charge

RECOMMENDED
for a smoother
transfer

112,-€

Buttock support belt made to measure, contoured

Code 1010841



a = _____ cm

b = _____ cm

c = _____ cm

Extra charge

455,-€

You may even have
your individual
buttock support
belt made to
measure.



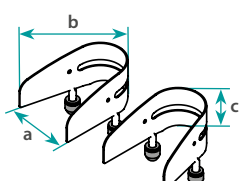

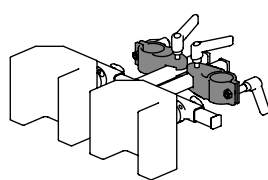
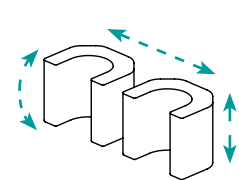
Additional technical details available at www.rehatec.com -> Downloads. Or send us your request by email, fax or letter.

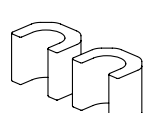
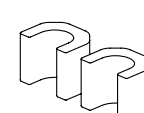
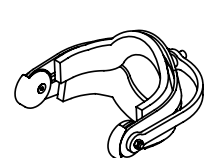
Valid from 2023-01-01 until recalled. © Unauthorized duplication without prior permission of Rehatec GmbH is strictly prohibited.

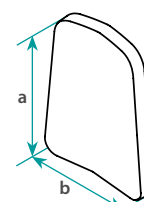
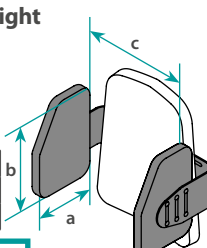
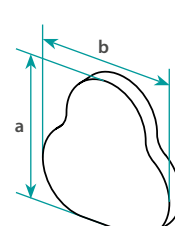
Technical changes reserved. Our General Terms and Conditions apply, see www.rehatec.com.

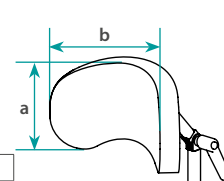
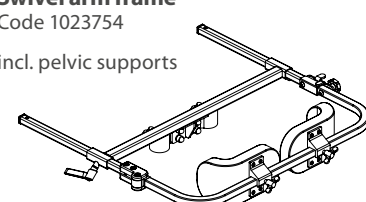
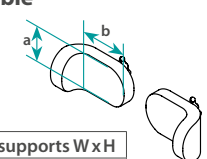
By ordering our products, you confirm that you have read and accepted our General Terms and Conditions

Rehatec® GmbH, In den Kreuzwiesen 35, 69250 Schönau, T: +49 6228 9136-0, F: +49 6228 9136-99, info@rehatec.com, www.rehatec.com

Sandals		Foot straps		Knee cup mechanism		Knee cups adjustable in height, width and depth																
Sandals, screw-mounted		Code 1014395		Code 10019		Code 10022																
																						
<table><tr><td>Size</td><td>a</td><td>b</td><td>c</td><td>Art Nr.</td></tr><tr><td>1</td><td>10.5 cm</td><td>13.5 cm</td><td>7 cm</td><td>1014407</td></tr><tr><td>2</td><td>18 cm</td><td>19 cm</td><td>7.5 cm</td><td>1014404</td></tr></table>	Size	a	b	c	Art Nr.	1	10.5 cm	13.5 cm	7 cm	1014407	2	18 cm	19 cm	7.5 cm	1014404	Recommended for screw-mounted sandals						
Size	a	b	c	Art Nr.																		
1	10.5 cm	13.5 cm	7 cm	1014407																		
2	18 cm	19 cm	7.5 cm	1014404																		
Pair/extra charge 67,-€		Pair 57,-€		Pair / extra charge208,-€		Pair / extra charge208,-€																

Knee cups					
Standard knee cups		Knee cups made to measure		Contoured knee cups	
Code 10045-2		Code 10045-2		Code 10033	
					
Size complies with user measurements (6 – 13 cm)		Size e = _____ cm (from 14 cm)		8 cm 11.5 cm 13 cm	
Standard		Pair / extra charge 202,-€		Pair / extra charge 120,-€	

Supports																																		
Chest support		Lateral supports, adjustable in height		Back support																														
Code 10008-2		Code 10017-2		Code 10018																														
																																		
<table><tr><td>Size</td><td>a</td><td>b</td></tr><tr><td>102</td><td>32 cm</td><td>24 cm</td></tr><tr><td>101</td><td>37 cm</td><td>30 cm</td></tr></table>	Size	a	b	102	32 cm	24 cm	101	37 cm	30 cm	<table><tr><td>For chest support</td><td>a</td><td>b</td><td>c</td></tr><tr><td>102</td><td>14 cm</td><td>20 cm</td><td>19-33 cm</td></tr><tr><td>101</td><td>14 cm</td><td>20 cm</td><td>22-37 cm</td></tr></table>		For chest support	a	b	c	102	14 cm	20 cm	19-33 cm	101	14 cm	20 cm	22-37 cm	<table><tr><td>Size</td><td>a</td><td>b</td></tr><tr><td>1</td><td>22 cm</td><td>22 cm</td></tr><tr><td>2</td><td>27 cm</td><td>27 cm</td></tr></table>		Size	a	b	1	22 cm	22 cm	2	27 cm	27 cm
Size	a	b																																
102	32 cm	24 cm																																
101	37 cm	30 cm																																
For chest support	a	b	c																															
102	14 cm	20 cm	19-33 cm																															
101	14 cm	20 cm	22-37 cm																															
Size	a	b																																
1	22 cm	22 cm																																
2	27 cm	27 cm																																
Size 101 is combined with a straight tray which is free of charge		Only in combination with back or chest support (code 10008-2)!																																
Size 1 284,-€ Size 2 284,-€		Mounted at chest support 270,-€ Mounted at back support 270,-€		Extra charge 275,-€																														

Headrest		Pelvic frame		Pelvic supports, removable																								
Code 10034		Code 1023754		Code 10025																								
																												
<table><tr><td>Size</td><td>a</td><td>b</td></tr><tr><td>1</td><td>16 cm</td><td>28 cm</td></tr><tr><td>2</td><td>20 cm</td><td>33 cm</td></tr></table>	Size	a	b	1	16 cm	28 cm	2	20 cm	33 cm	<table><tr><td>Size</td><td>Pelvic width</td></tr><tr><td>1</td><td>25-53 cm</td></tr><tr><td>2</td><td>25-53 cm</td></tr></table>		Size	Pelvic width	1	25-53 cm	2	25-53 cm	<table><tr><td>Size</td><td>Pelvic width</td><td>Pelvic supports W x H</td></tr><tr><td>1</td><td>25-53 cm</td><td>12 x 12 cm</td></tr><tr><td>2</td><td>30-53 cm</td><td>13 x 13 cm</td></tr></table>		Size	Pelvic width	Pelvic supports W x H	1	25-53 cm	12 x 12 cm	2	30-53 cm	13 x 13 cm
Size	a	b																										
1	16 cm	28 cm																										
2	20 cm	33 cm																										
Size	Pelvic width																											
1	25-53 cm																											
2	25-53 cm																											
Size	Pelvic width	Pelvic supports W x H																										
1	25-53 cm	12 x 12 cm																										
2	30-53 cm	13 x 13 cm																										
Only in combination with back support		For parallel support bars Included in swivel arm frame.																										
Extra charge 320,-€		Extra charge 642,-€		Set 389,-€																								

For any customisations, please use the 'Modifications/Customisations' form sheet available at www.rehatec.com under 'Downloads'.

Please consider that the prices of spare parts might differ from the prices specified in this order form.